




## Broadcast SuperStars

Live, interactive video broadcasting is a tremendously powerful tool allowing medical companies to sell, teach and mentor over the internet. But, being on-camera requires a new range of skills, including the need to appear comfortable and confident. You already know how to explain, sell or teach in a face to face setting. Now, let our experts transform your in-person skills to the new medium of live video.

*Attend our 2-day workshop and learn the tips and tricks for professional quality broadcasting*



Trainers:  
Caryn Richman &  
Richard Morgan Jones

**Individualized Training during our 2-day workshop** Designed for SuperVisionMD customers as well as those planning to integrate SuperVisionMD technology into their demonstration model, we will show you how to adapt your current presentation style to video.

**Our expert trainers will show you the secrets of their craft** With over 30 years of combined experience in front of, and behind the camera in television and movies, our trainers will teach you how to conduct a live broadcast like the pros!

**Perfect Your Video Presentation & Delivery** This workshop is specifically designed to help you develop your own professional presentation style, all using exhilarating Hi-Definition Video. Learn the camera is your friend, how to feel at ease with live video, what to wear, what not to wear, the best body language for the best angles, make-up if needed.

**Perfect Your Scene** Learn to see what the camera sees and how to design a space for your presentations that lets you and your products stand out. Learn about scene setup, lighting, backdrops, camera positioning, microphone placement, and much more.

## Join us for this in-depth 2-day workshop

During this intensive Class Day, learn the tools you will need to broadcast on your own.

The Remote Day is all live practice. Participants will broadcast from their location. It is generally held on the Tuesday following the Friday Class Day.



## First Day Highlights:

### What Are Your Goals?

- Be Prepared. Pre-workshop Booklets will guide you through everything you need to know ahead of time.
- Refine your goals for the workshop.
- Is your message ready?

### Understanding the Technology

- Understanding the SuperVisionMD technology - unpack your kit!
- 4 Steps to a flawless session.
- How to invite attendees and work with a session group.
- Traveling with your SVMK Kit.

### You in Front of the Camera

- Watch the pros - See what they do that's special?
- The Camera Loves You! Gain confidence in knowing what makes the camera see you and your product in their best light.
- Get on-camera training. Perfect your presentation.
- What's your corporate style?

### Scenes and Other Topics

- Create a Scene that's right for you. Do you need special lighting, props, mics?
- Advanced Techniques: Lighting, Audio, Set Design
- On The Road - remote studio setups

## Second Day Highlights:

### Your Presentation

- The Remote training day is designed to give each participant an opportunity to perform a live video broadcast to the Workshop participants.
- Each participant will broadcast from their location back to the other workshop participants and the trainers, all at remote locations.
- During this live broadcast, you will put it all together. Your message, your studio and you!
- Practice what you have learned including setting up a session, positioning your cameras and making your presentation.
- Get real-time feedback from workshop participants.
- See what you can learn from watching how the other participants improved their presentations.



Join us at our Hermosa Beach, California studio for an upcoming workshop.

### Signup Now!

SuperVisionMD kit purchasers extended 10% discount on workshop costs.

**For Inquiries or Signups or Schedule: 424-212-7555 • [sales@supervisionmd.com](mailto:sales@supervisionmd.com)**

*Workshop Cost: \$1,200 per participant.*



*Continental Breakfast and Lunch are included in the Class day.*

*Start time is 8:00am with wrap up at 4:30pm for all classes.*

*All workshops are held at our Hermosa Beach, California studio.*


*Live Remote Class on 2nd day! Broadcast from your location to all workshop participants.*

**Private workshops** may be the best solution for your company. You may need strategic planning to find the correct implementation of SuperVisionMD within your organization, you may need customized studios designed for your various locations, you may need an independent expert to help guide discussions that will get your company started in the right direction and with a plan to carry it through the long-term. If your presentation information is proprietary or strict NDA conditions exist, a private session would meet your requirements. Contact us to discuss your goals. If a private workshop is clearly the solution for you, we will develop a cost based on your needs. Upon agreement, we can schedule a time for your workshop and get started.



## Our Trainers.

**Caryn Richman** began her career starring as “Sandy” on Broadway in the musical Grease and later signed with MCA Records to produce the top ten hit Chattanooga Choo-Choo. In television, Caryn was series-regular on Another World, Texas and The Young And The Restless. Caryn starred as Gidget in the movie Gidget’s Summer Reunion and the same role in the nationally broadcast series The New Gidget, which ran for 3 years. Following Gidget, Caryn starred as Dr. Jayne Johnson in Hollywood Safari, which ran for 2 seasons on Animal Planet. Other TV appearances include roles as Greg Brady’s wife in the TV movie A Very Brady Christmas and appearing in Good Advice, Five, Malibu, Ca., Jake And The Fatman, Matlock, Mike Hammer, Hard Time On Planet Earth and Likely Suspects. Her film credits include Young Hollywood, Sleepstalker, The Hitman and Angel Fire. Caryn’s theatre credits include Suds, Dottie, Blame It On The Movies, Till Death Or Whatever Do Us Part, Circle Of Will, In A Yellow Wood, and Bye Bye Brooklyn with Tony Danza, True Story, I Remember You and Cannibals.



**Richard Morgan Jones** has spent his entire career working within the Entertainment Industry, holds a BA from the University of California, Santa Barbara and a Masters of Fine Arts in Theatre from the California Institute of the Arts (Cal Arts) in Valencia. He appeared Off-Broadway, in regional theatre productions and daytime television, including the ABC drama Ryan’s Hope. Following that, Richard moved behind the camera on HBO’s Not Necessarily The News, The Wonder Years, Forrest Gump, Jerry Maguire, The Truman Show, and Fear and Loathing in Las Vegas. His sharp eye for detail and ability to locate realistic hard-to-find set dressing pieces was evident in his work on Ron Howard’s Apollo 13, which received an Academy Award nomination for Best Art Direction and Best Set Decoration. He worked for 11 seasons on the Emmy Award winning Frasier, known for its memorable interior design featuring such iconic set pieces as Martin’s beat-up green striped easy chair. He has been twice recognized by the Academy of Television Arts and Sciences for his contributions to Frasier.

